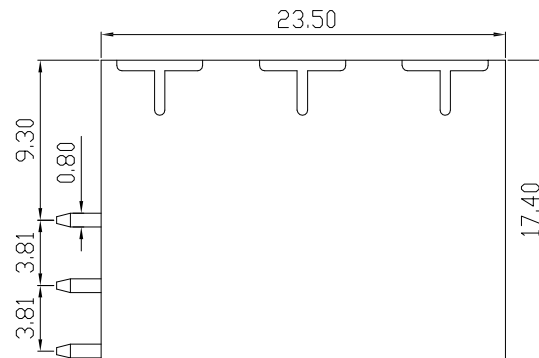
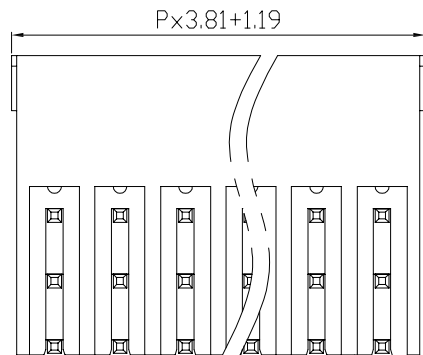
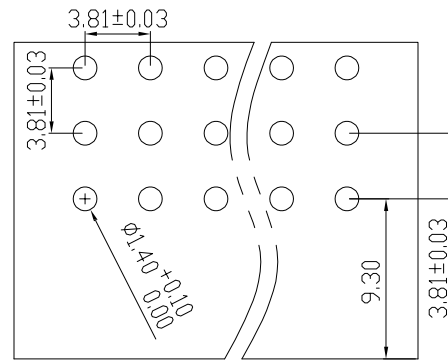
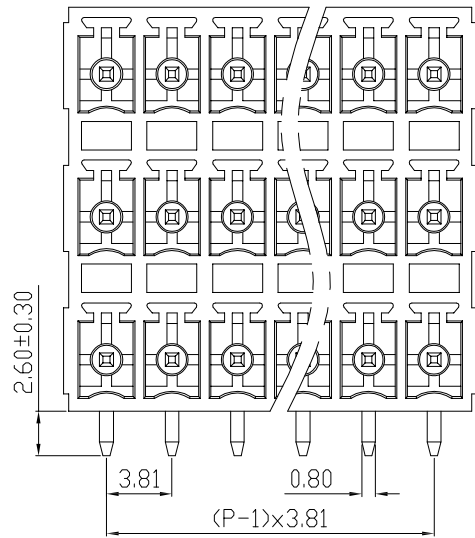


版次 (Version)	变更内容 (Rev. Content)	变更者 (Change Person)



技术参数 (Technical Data)

UL	应用组别(Use group)	B	C	D
	额定电器参数 (Rated Electrical Parameters)	300V/8A	/	300V/10A
	过压类别(Overvoltage Category) /污染等级(Pollution Degree)	III/3	III/2	II/2
IEC	额定电器参数 (Rated Electrical Parameters)	/	160V/7A	320V/7A
压线范围(Wire Range)		/		
工频耐压(Frequency Voltage)		AC 1600V		
冲击耐压(Rated Surge Voltage)		2500V		
绝缘阻抗(Insulation Resistance)		/		
接触电阻(Contact Resistance)		/		
剥线长度(String Length)		/		
工作温度(Temperature)		-40° C~+105° C		
额定扭矩(Rated torque)		/		
材质和电镀(Material and plating)				
绝缘材质(Housing)		PA66		
导体材料(Contact)		铜合金, 镀锡(Copper alloy, Sn plated)		
/		/		

产品命名编码:
(Product Number Code):

FPH1.5-XX-381-32R-YY

系列(Series)

极数(NO. of poles)

端子间距(Pitch)


型号(Model)

塑体颜色(Housing Color)

- | | |
|--------------|-------------------------|
| 1:绿色(Green) | 7:透明色
(Transparent) |
| 2:蓝色(Blue) | 8:白色(White) |
| 3:黑色(Black) | 9:黄色(Yellow) |
| 4:灰色(Grey) | Y:多种颜色
(Mixed color) |
| 5:橙色(Orange) | |
| 6:红色(Red) | |

P=3.81mm,N为孔位数(N for hole digits),有效位数为(Significant Digits):02p-24p

N	02P	03P	04P	05P	06P	07P	08P	09P	10P	11P	12P	13P
L	8.81	12.62	16.43	20.24	24.05	27.86	31.67	35.48	39.29	43.10	46.91	50.72
B	3.81	7.62	11.43	15.24	19.05	22.86	26.67	30.48	34.29	38.10	41.91	45.72
N	14P	15P	16P	17P	18P	19P	20P	21P	22P	23P	24P	
L	54.53	58.34	62.15	65.96	69.77	73.58	77.39	81.20	85.01	88.82	92.63	
B	49.53	53.34	57.15	60.96	64.77	68.58	72.39	76.20	80.01	83.82	87.63	

 东莞市澳斯电子有限公司 DONGGUAN AOSI ELECTRONICS CO., LTD.	公差范围(Tolerance Range)	
	150~	±1.50
型号(Type): FPH1.5-XX-381-32R-YY	60~150	±1.00
	30~60	±0.60
核准(Approval):	6~30	±0.40
	图号(Drawing NO.):	0~6 ±0.25
核审(Audit):	角度(Angle)	X ±2°
	单位(Units):mm	X.X ±1°
设计(Design)	比例(Scale):FULL	版次(Version):T0