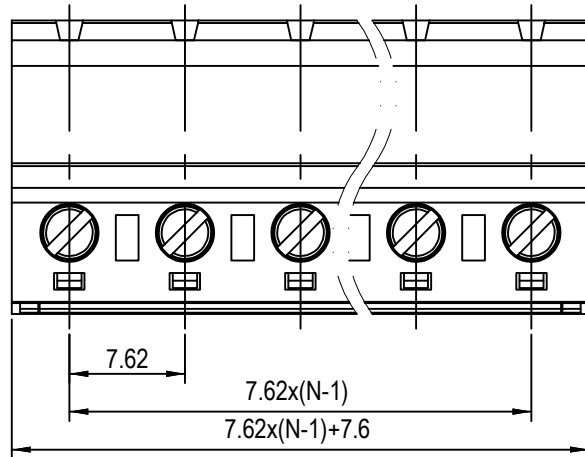
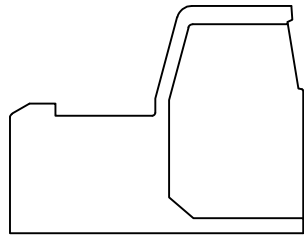

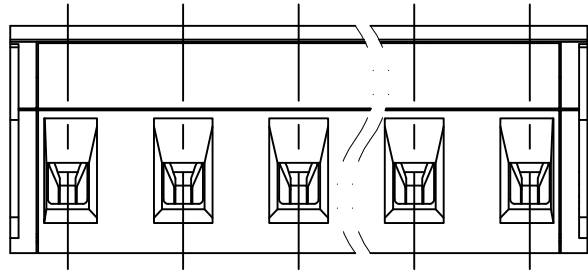


版次 (Version)	变更内容 (Rev. Content)	变更者 (Change Person)



技术参数 (Technical Data)				
UL	应用组别(Use group)	B	C	D
	额定电器参数 (Rated Electrical Parameters)	300V/15A	/	300V/10A
IEC	过压类别(Overvoltage Category) /污染等级(Pollution Degree)	III/3	III/2	II/2
	额定电器参数 (Rated Electrical Parameters)	400V/20A	630V/20A	1000V/20A
压线范围(Wire Range)		28~12AWG		
工频耐压(Frequency Voltage)		/		
冲击耐压(Rated Surge Voltage)		6000V		
绝缘阻抗(Insulation Resistance)		DC500V 500MΩ above		
接触电阻(Contact Resistance)		≤20mΩ		
剥线长度(String Length)		7-8CM		
工作温度(Temperature)		-40° C~+105° C		
额定扭矩(Rated torque)		/		
材质和电镀(Material and plating)				
绝缘材质(Housing)		PA66		
导体材料(Contact)		铜合金, 镀锡(Copper alloy, Sn plated)		
/		/		

产品命名编码:
(Product Number Code):

FPC2.5-XX-762-17-YY


系列(Series) ————
极数(NO. of poles) ————
端子间距(Pitch) ————

——— 型号(Model)
——— 塑体颜色(Housing Color)

1:绿色(Green)	7:透明色 (Transparent)
2:蓝色(Blue)	8:白色(White)
3:黑色(Black)	9:黄色(Yellow)
4:灰色(Grey)	Y:多种颜色 (Mixed color)
5:橙色(Orange)	
6:红色(Red)	

P=7.62mm,N为孔位数(N for hole digits),有效位数为(Significant Digits):02p-24p

N	02P	03P	04P	05P	06P	07P	08P	09P	10P	11P	12P	13P
L	15.22	22.84	30.46	38.08	45.70	53.32	60.94	68.56	76.18	83.80	91.42	99.04
B	7.62	15.24	22.86	30.48	38.10	45.72	53.34	60.96	68.58	76.20	83.82	91.44
N	14P	15P	16P	17P	18P	19P	20P	21P	22P	23P	24P	
L	106.66	114.28	121.90	129.52	137.14	144.76	152.38	160.00	167.62	175.24	182.86	
B	99.06	106.68	114.30	121.92	129.54	137.16	144.78	152.40	160.02	167.64	175.26	

 东莞市澳斯电子有限公司 DONGGUAN AOSI ELECTRONICS CO., LTD,	公差范围(Tolerance Range)	
	150~	±1.50
型号(Type): FPC2.5-XX-762-17-YY	60~150	±1.00
	30~60	±0.60
核准(Approval):	6~30	±0.40
	0~6	±0.25
核审(Audit):	角度 X	±2°
	单位(Units):mm	页码(Page):1/1
设计(Design)	比例(Scale):FULL	版次(Version):T0