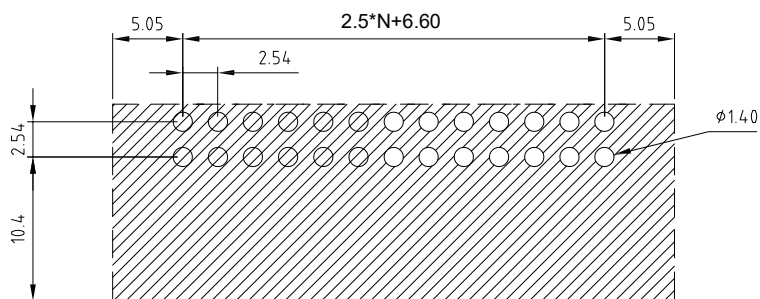
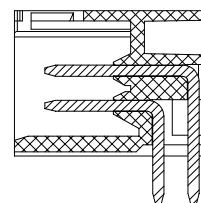
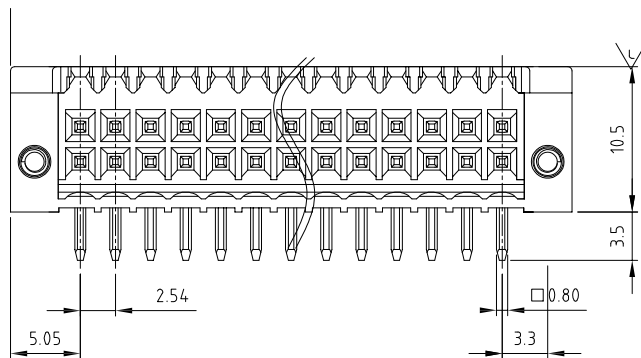
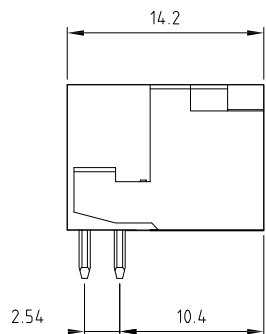
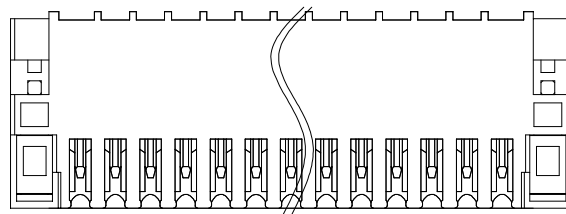


版次 (Version)	变更内容 (Rev. Content)	变更者 (Change Person)

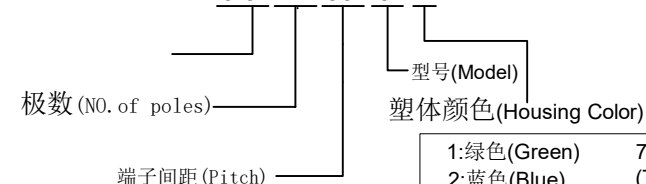


PCB LAYOUT

技术参数 (Technical Data)				
UL	应用组别(Use group)	B	C	D
	额定电器参数 (Rated Electrical Parameters)	250V/6A	150V/5A	150V/5A
IEC	过压类别(Overvoltage Category) /污染等级(Pollution Degree)	III/3	III/2	III/2
	额定电器参数 (Rated Electrical Parameters)	250V/6A	150V/5A	150V/5A
压线范围(Wire Range)		/		
工频耐压(Frequency Voltage)		AC 1300V		
冲击耐压(Rated Surge Voltage)		4000V		
绝缘阻抗(Insulation Resistance)		DC500V 500MΩ above		
接触电阻(Contact Resistance)		≤20mΩ		
剥线长度(String Length)		/		
工作温度(Temperature)		-40° C--+105° C		
额定扭矩(Rated torque)		/		
材质和电镀(Material and plating)				
绝缘材质(Housing)		PA66 UL94V-0		
导体材料(Contact)		铜合金, 镀锡(Copper alloy, Sn plsted)		
/		/		

产品命名编码:
(Product Number Code):


FPH0.5-XX-250-29R-YY



- | | |
|--------------|-------------------------|
| 1:绿色(Green) | 7:透明色
(Transparent) |
| 2:蓝色(Blue) | 8:白色(White) |
| 3:黑色(Black) | 9:黄色(Yellow) |
| 4:灰色(Grey) | Y:多种颜色
(Mixed color) |
| 5:橙色(Orange) | |
| 6:红色(Red) | |

P=2.54mm,N为孔位数(N for hole digits),有效位数为(Significant Digits):02p-24p

N	02P	03P	04P	05P	06P	07P	08P	09P	10P	11P	12P	13P
L	11.60	14.10	16.60	19.10	21.60	24.10	26.60	29.10	31.60	34.10	36.60	39.00
B	2.50	5.00	7.50	10.00	12.50	15.00	17.50	20.00	22.50	25.00	27.50	30.00
N	14P	15P	16P	17P	18P	19P	20P	21P	22P	23P	24P	
L	41.60	44.10	46.60	49.10	51.60	54.10	56.60	59.10	61.60	64.10	66.60	
B	32.50	35.00	37.50	40.00	42.50	45.00	45.50	50.00	52.50	55.00	57.50	

 东莞市澳斯电子有限公司 DONGGUAN AOSI ELECTRONICS CO., LTD,	公差范围(Tolerance Range)	
	150~	±1.50
型号(Type): FPH0.5-XX-250-29R-YY	60~150	±1.00
	30~60	±0.60
核准(Approval):	6~30	±0.40
	0~6	±0.25
核审(Audit):	角度(Angle)	X ±2°
	单位(Units):mm	页码(Page):1/1
设计(Design)	比例(Scale):FULL	版次(Version):T0