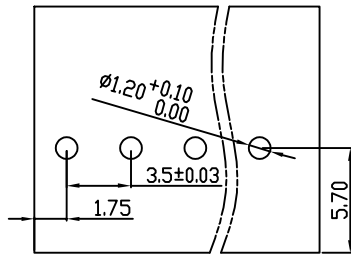
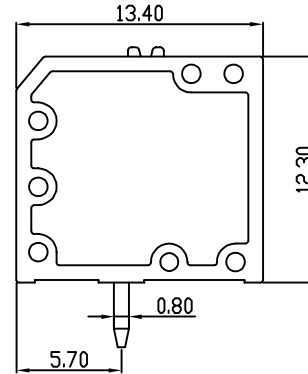
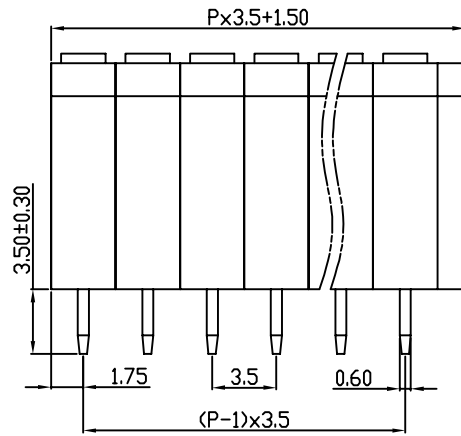
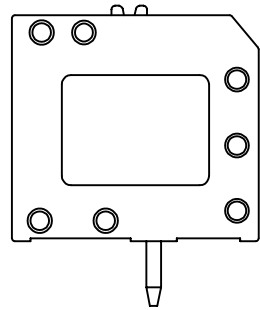
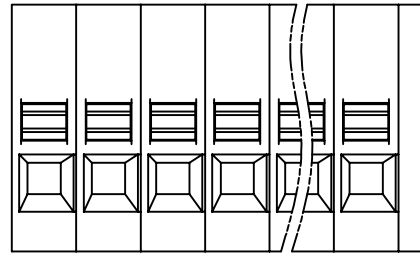


版次 (Version)	变更内容 (Rev. Content)	变更者 (Change Person)



PCB Layout



技术参数 (Technical Data)				
UL	应用组别(Use group)	B	C	D
	额定电器参数 (Rated Electrical Parameters)	300V/6A	300V/8A	300V/10A
IEC	过压类别 (Overvoltage Category) /污染等级 (Pollution Degree)	III/3	III/2	III/2
	额定电器参数 (Rated Electrical Parameters)	300V/8A	320V/10A	320V/10A
压线范围(Wire Range)		28~14AWG		
工频耐压(Frequency Voltage)		AC 1600V		
冲击耐压(Rated Surge Voltage)		4000V		
绝缘阻抗(Insulation Resistance)		DC500V 500MΩ above		
接触电阻(Contact Resistance)		≤20mΩ		
剥线长度(String Length)		9mm		
工作温度(Temperature)		-40° C~105° C		
额定扭矩(Rated torque)		/		
材质和电镀(Material and plating)				
绝缘材质(Housing)		PA66 UL94V-0		
导体材料(Contact)		铜合金, 镀锡(Copper alloy, Sn plated)		
/		/		

产品命名编码:
(Product Number Code):

FS1.5-XX-350-11-YY

系列 (Series)

型号 (Model)

极数 (NO. of poles)


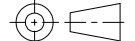
塑体颜色 (Housing Color)

端子间距 (Pitch)

- | | |
|--------------|-------------------------|
| 1:绿色(Green) | 7:透明色
(Transparent) |
| 2:蓝色(Blue) | 8:白色(White) |
| 3:黑色(Black) | 9:黄色(Yellow) |
| 4:灰色(Grey) | Y:多种颜色
(Mixed color) |
| 5:橙色(Orange) | |
| 6:红色(Red) | |

P=3.50mm,N为孔位数(N for hole digits),有效位数为 (Significant Digits):02p-24p

N	02P	03P	04P	05P	06P	07P	08P	09P	10P	11P	12P	13P
L	8.50	12.00	15.50	19.00	22.50	26.00	29.50	33.00	36.50	40.00	43.50	47.00
B	3.50	7.00	10.50	14.00	17.50	21.00	24.50	28.00	31.50	35.00	38.50	42.00
N	14P	15P	16P	17P	18P	19P	20P	21P	22P	23P	24P	
L	50.50	54.00	57.50	61.00	64.50	68.00	71.50	75.00	78.50	82.00	85.50	
B	45.50	49.00	52.50	56.00	59.50	63.00	66.50	70.00	73.50	77.00	80.50	

 东莞市澳斯电子有限公司 DONGGUAN AOSI ELECTRONICS CO., LTD.	公差范围(Tolerance Range)	
	150~	±1.5%
型号(Type): FS1.5-XX-350-11-YY	60~150	±1.0%
	30~60	±0.6%
核准(Approval): 图号(Drawing NO.):	6~30	±0.4%
	0~6	±0.2%
核审(Audit): 单位(Units):mm	角度 X	±2'
	页码(Page):1/1	(Angle) X.X
设计(Design) 比例(Scale):FULL	 版次(Version):1	